

NOTES:

1. THESE TERMINALS ARE FOR USE WITH THE 1461-* SERIES HOUSINGS.
   THE -1* GROUP CRIMPS #18 TO #22 AWG WIRE WITH INSULATION DIAMETERS OF .061/(1.55) TO .102/(2.59).
   THE -2* GROUP CRIMPS #14 TO #16 AWG WIRE WITH AN INSULATION DIAMETER OF .140/(3.56) MAX.
2. THESE TERMINALS ARE PRODUCED ONLY FOR EXPORT TO JAPAN.
3. CARRIER CUT OFF DIMENSION: .007/(.18) MAX.
4. PRODUCT SPECIFICATION PS 50-36 APPLIES.
5. A 4° ANGLE IS ALLOWED.

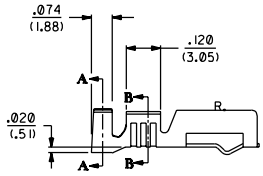

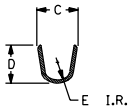

SECTION A-A

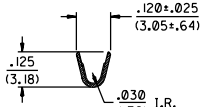

SECTION B-B

MATERIAL:
260 BRASS

PART NO.	ENG. NO.	DIM.C	DIM. D	DIM. E	FORM	PLATING PER SDES-
05-02-0047	1457-1	.145±.025	.135	.045	CHAIN	88-P901
05-02-0048	1457-1L	(3.68±.64)	(3.43)	(1.14)	LOOSE	TIN
05-02-0056	1457-1G	.145±.025	.135	.045	CHAIN	88-P550
05-02-0057	1457-1GL	(3.68±.64)	(3.43)	(1.14)	LOOSE	SEL. GOLD
05-02-0058	1457-1(P555)	.145±.025	.135	.045	CHAIN	88-P555
	1457-1(P555)L	(3.68±.64)	(3.43)	(1.14)	LOOSE	SEL. GOLD
05-02-0049	1457-2	.21±.03	.185±.015	.060	CHAIN	88-P901
05-02-0050	1457-2L	(5.3±.8)	(4.70±.38)	(1.52)	LOOSE	TIN

Use with 1461 Housing

LTR.	REVISIONS
S	REV ADD -5* ECR L60463 12-19-95 SAMIEC
R1	ADDED OPTION ECN #U3-002161 01-14-93 KRT
R	ADD OPTION&REDRAW ECN #N10538 02-11-91 A.RUZIK

LTR.	REVISIONS
3	S
2	S
1	S

MFG. SH. REV.

DIMENSIONS SHOWN IN(METRIC) INCH
UNLESS OTHERWISE SPECIFIED TOLERANCES: ANGULAR ± 5°

	INCH	METRIC
3 PLACE	±.010	---
2 PLACE	±.014	±0.25
1 PLACE	---	±0.35

DRAFT WHERE APPLICABLE MUST REMAIN WITHIN DIMENSIONS

DRWG. BY AFG | CHK'D. BY RHR | APP'D. BY GWF | SCALE 4 : 1

▽ = 0 ▼ = 0 REVISE ONLY ON CAD SYSTEM

TITLE: TERMINAL, COMMONING, CRIMP (1457-1* AND 1457-2*)

MOLEX INCORPORATED 1.5LE.G.L.L. 60532 U.S.A.

SHEET NO. 1 OF 3 | DATE 02/11/91

PART NO. SEE CHART | DRWG. NO. SD-1457-*

FILE NAME SD1457X1

THIS DRAWING CONTAINS INFORMATION THAT IS PROPRIETARY TO MOLEX INC. AND SHOULD NOT BE USED WITHOUT WRITTEN PERMISSION.

DIV. CP | SIZE C

NOTES:

1. FOR ALL OTHER DIMENSIONS SEE SHEET 1.
2. THE -4* GROUP CRIMPS #16 TO #22 AWG WIRE WITH AN INSULATION DIAMETER OF .125/(3.18) MAX.

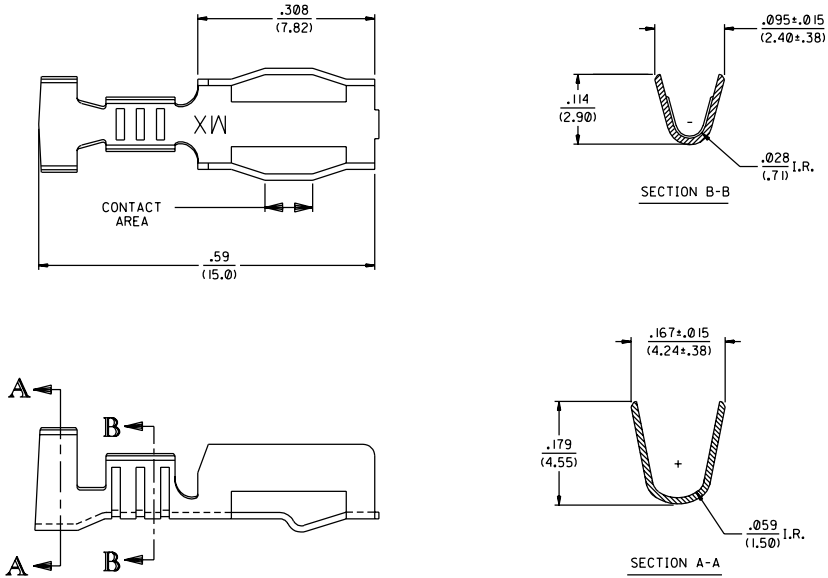

PART NO.	ENG. NO.	FORM	PLATING
05-02-0055	1457-4(P901)	CHAIN	TIN PER SDES-88
	1457-4(P901)L	LOOSE	

LTR.	REVISIONS	LTR.	REVISIONS
			SEE SHEET 1
			SEE SHEET 1
			SEE SHEET 1
			SEE SHEET 1
		S	SEE SHEET 1
		R1	SEE SHEET 1
		R	SEE SHEET 1

DIMENSIONS SHOWN (METRIC) INCH

UNLESS OTHERWISE SPECIFIED TOLERANCES: ANGULAR ± 5°

	INCH	METRIC
3 PLACE	±.010	---
2 PLACE	±.014	±0.25
1 PLACE	---	±0.35

DRAFT WHERE APPLICABLE MUST REMAIN WITHIN DIMENSIONS

DRWG. BY AFG | CHK'D. BY RHR
APP'D. BY GWF | SCALE 4 : 1

▽ = 0 ▼ = 0 | REVISE ONLY ON CAD SYSTEM

TITLE
TERMINAL, COMMONING, CRIMP
(1457-4* △2)

MOLEX INCORPORATED LISLE, ILL. 60532 U.S.A. | SHEET NO. 2 | DATE 02/11/91

PART NO. SEE CHART | DRWG. NO. SD-1457-*

FILE NAME SD1457X2 | THIS DRAWING CONTAINS INFORMATION THAT IS PROPRIETARY TO MOLEX INC. AND SHOULD NOT BE USED WITHOUT WRITTEN PERMISSION | DIV. CP | SIZE C

PLOT AREA
WORKAREA
SUBMITTED FOR INFORMATION
APPROVED FOR SERVICE

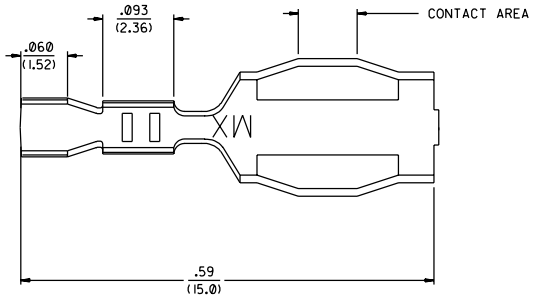

NOTES:
1. FOR ALL OTHER DIMENSIONS SEE SHEET 1.
2. THE -6* GROUP CRIMPS #24 TO #30 AWG WIRE WITH AN INSULATION DIAMETER OF .050/(1.27)

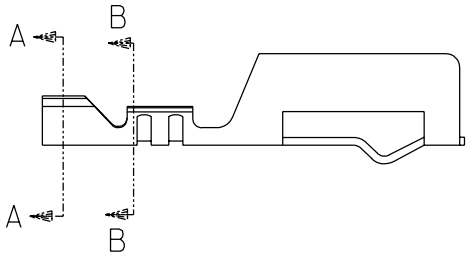

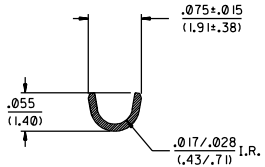

SECTION B-B

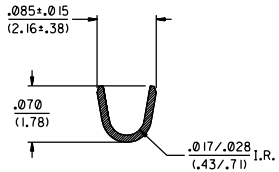

SECTION A-A

PART NO.	ENG. NO.	FORM	PLATING
05-02-0091	1457-6	CHAIN	TIN PER SDES-88
05-02-0092	1457-6L	LOOSE	

LTR.	REVISIONS	LTR.	REVISIONS
			SEE SHEET 1
			SEE SHEET
			SEE SHEET
			SEE SHEET
		S	SEE SHEET
		R1	SEE SHEET
		R	SEE SHEET 1

DIMENSIONS SHOWN IN{METRIC} INCH
UNLESS OTHERWISE SPECIFIED TOLERANCES: ANGULAR ± 5°

	INCH	METRIC
3 PLACE	± .010	---
2 PLACE	± .014	± 0.25
1 PLACE	---	± 0.36

DRAFT WHERE APPLICABLE MUST REMAIN WITHIN DIMENSIONS

DRWG. BY AFG | CHK'D. BY RHR
APP'D. BY GWF | SCALE 4:1

▽ = Ø ▼ = Ø REVISE ONLY ON CAD SYSTEM

TITLE: TERMINAL, COMMONING, CRIMP (1457-6*)

MOLEX INCORPORATED, LISLE, ILL. 60532 U.S.A.

SHEET NO. 3 | DATE 02/11/91

PART NO. SEE CHART | DRWG. NO. SD-1457-*

FILE NAME SD1457X3

THIS DRAWING CONTAINS INFORMATION THAT IS PROPRIETARY TO MOLEX INC. AND SHOULD NOT BE USED WITHOUT WRITTEN PERMISSION.

DTN. CP | SIZE C