THIS DRAWING IS UNPUBLISHED. RELEASED FOR PUBLICATION -,- .
© COPYRIGHT - BY TYCO ELECTRONICS CORPORATION. ALL RIGHTS RESERVED.

LOC	DIST
GP	00

REVISIONS

P	LTR	DESCRIPTION	DATE	DWN	APVD
	F	REVISED PER ECO-09-001588	12JUN2009	CJV	CWR
	F1	REVISED PER ECO-09-021826	6JAN10	KK	AEG

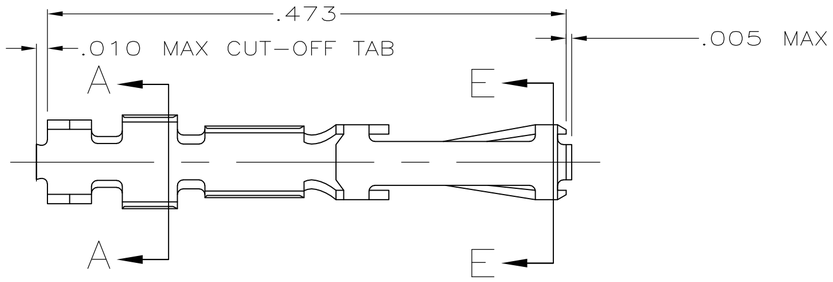

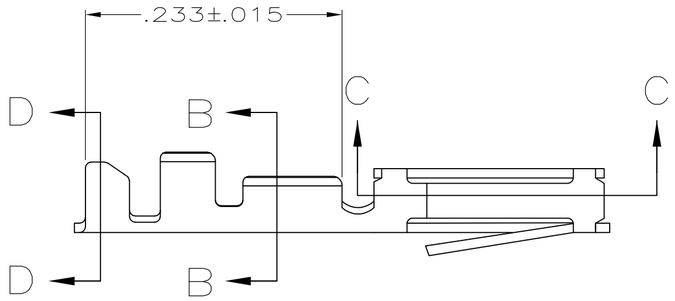

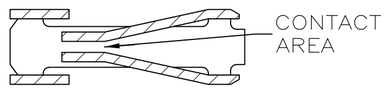

SECTION C-C

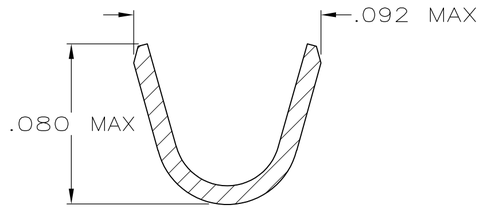

SECTION A-A
SCALE 20:1

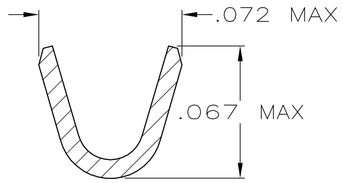

SECTION B-B
SCALE 20:1

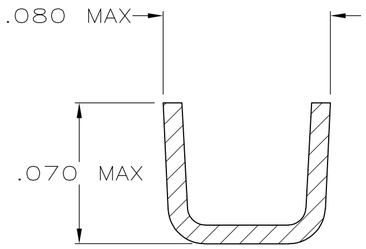

SECTION D-D
SCALE 20:1

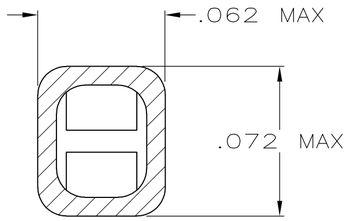

SECTION E-E
SCALE 20:1

1. FINISH: GOLD FLASH ALL OVER, .000015 MIN THK GOLD ON LOCALIZED CONTACT PLATING AREA OVER .000050 MIN THK NICKEL ON ENTIRE CONTACT,
   -OR-
   .000050 MIN THK NICKEL UNDERPLATE ON ENTIRE CONTACT, GOLD FLASH OVER PALLADIUM-NICKEL, .000015 MIN TOTAL THK ON LOCALIZED CONTACT PLATING AREA AND GOLD FLASH OVER REMAINDER OF CONTACT.

2. FINISH: GOLD FLASH ALL OVER, .000030 MIN THK GOLD ON LOCALIZED CONTACT PLATING AREA OVER .000050 MIN THK NICKEL ON ENTIRE CONTACT,
   -OR-
   .000050 MIN THK NICKEL UNDERPLATE ON ENTIRE CONTACT, GOLD FLASH OVER PALLADIUM-NICKEL, .000030 MIN TOTAL THK ON LOCALIZED CONTACT PLATING AREA AND GOLD FLASH OVER REMAINDER OF CONTACT.

3. FINISH: GOLD FLASH ALL OVER, .000050 MIN THK GOLD ON LOCALIZED CONTACT PLATING AREA OVER .000050 MIN THK NICKEL ON ENTIRE CONTACT,
   -OR-
   .000050 MIN THK NICKEL UNDERPLATE ON ENTIRE CONTACT, GOLD FLASH OVER PALLADIUM-NICKEL, .000050 MIN TOTAL THK ON LOCALIZED CONTACT PLATING AREA AND GOLD FLASH OVER REMAINDER OF CONTACT.

4. FINISH: .000100 MIN THK BRIGHT TIN-LEAD OVER .000050 MIN THK NICKEL ON ENTIRE CONTACT.

5. FINISH: .000050 MIN THK GOLD ON ALL EXTERIOR SURFACES, INSIDE OF RCPT. BOX (EXCLUDING PREPLATED CONTACT AREAS) MAY HAVE .000003 MIN THK GOLD, ALL OVER .000050 MIN THK GOLD ON LOCALIZED CONTACT PLATING AREA OVER .000050 MIN THK NICKEL ON ENTIRE CONTACT.

6. FOR 22-26 AWG WIRE WITH AN INSULATION RANGE OF .040-.056 DIA.

7. FINISH: .000100 MIN THK TIN OVER .000050 MIN THK NICKEL ON ENTIRE CONTACT.

8. OBSOLETE PARTS: OBSOLETE CIS STREAMLINING PER D.RENAUD/D.SINISI

OBSOLETE 8	7	2-86566-0	~~1-86571-1~~ 8
	5	1-86566-6	~~1-86571-0~~ 8
SUPERSEDED BY 1-86571-1	4	86566-8	86571-8
	3	86566-6	86571-6
	2	86566-4	86571-4
	1	86566-2	86571-2
	FINISH	REELED PART NO	PART NO

THIS DRAWING IS A CONTROLLED DOCUMENT.

DIMENSIONS: INCHES

TOLERANCES UNLESS OTHERWISE SPECIFIED:
0 PLC ± -
1 PLC ± -
2 PLC ± -
3 PLC ± .005
4 PLC ± -
ANGLES ± -

MATERIAL: PHOS. BRONZE
FINISH: SEE TABLE

DWN B. MOYER 6-8-89
CHK D.L. ROCKER 6-8-89
APVD G.D. MILLER 6-14-89
PRODUCT SPEC 108-9024
APPLICATION SPEC 114-16003
WEIGHT -

Tyco Electronics
Tyco Electronics Corporation
Harrisburg, PA 17105-3608

NAME: CONTACT, RCPT., ROUND WIRE, .100 ¢ FFC
-

SIZE	CAGE CODE	DRAWING NO	RESTRICTED TO
A2	00779	C-86571	-

CUSTOMER DRAWING | SCALE 10:1 | SHEET 1 OF 1 | REV F1

86571